

Intrinsically Safe

YBN-R/4(IS)

CONVENTIONAL INTRINSICALLY SAFE MOUNTING BASE

Features

- ▶ Low Profile, only 8 mm
- ▶ Rugged design
- ▶ Dedicated cable screen terminal
- ▶ Accepts from 1 to 2.5mm² cables
- ▶ Quick connection via square cable clamps
- ▶ Electronics free.



Description

Model YBN-R/4(IS) is a Conventional Detector Mounting Base which should be used in conjunction with the Intrinsically Safe range of detectors. It is supplied with square cable clamps for secure and reliable cable termination but the base does not provide line continuity during detector removal, therefore if Call Points are being used then these should be wired onto the zone first.

Specification

Maximum Humidity	95%RH - Non Condensing (at 40 °C)
Colour / Material	Ivory White / ABS
Weight (g) / Diameter (mm) / Height (mm)	51 / 100 / 8
Fixing Centres (mm)	48 - 74
Maximum Wire Thickness	2.5mm ² Cables

Ordering Information

Product	Part Number
Conventional Detector Mounting Base	YBN-R/4(IS)

HOCHIKI INTRINSICALLY SAFE SMOKE AND HEAT DETECTORS (AND MOUNTING BASE) INSTALLATION INSTRUCTIONS

Products covered: SLR-E-IS, SLR-E-IS(WHT) Photoelectric Smoke Detector, DCD-1E-IS Combined Rate of Rise Heat Detector, YBN-R/4(IS) Electronics-Free Mounting Base

Introduction

These Detectors are certified by BASEEFA as suitable for use in hazardous atmospheres as detailed below. It is essential that the detectors and base are installed and operated in conformance with the certification in order to remain safe. It is the responsibility of the installer to ensure that the detectors and base are installed according to the certification requirements, and it is recommended that the installation only be carried out by qualified personnel.

The YBN-R/4(IS) Base may only be used with Hochiki Intrinsically Safe specified detector heads. The use of other detector heads is expressly forbidden and may cause fire or explosion.

Classification – SLR-E-IS & SLR-E-IS(WHT)

This Detector has BASEEFA certification classification according to EN 60079-11:2012 and an ATEX Classification of II 1 G Ex ia IIC T5 -20°C<Ta<55°C. Areas suitable for installation: Category 1, 2 or 3 hazardous atmospheres, with a maximum ambient temperature of up to 55°C.

Classification – DCD-1E-IS

This Detector has BASEEFA certification classification according to EN 60079-11:2012 and an ATEX Classification of II 1 G Ex ia IIC T5 -20°C<Ta<55°C. Areas suitable for installation: Category 1, 2 or 3 hazardous atmospheres, with a maximum ambient temperature of up to 55°C.

Refer to the system drawing overleaf for important information concerning installation/wiring requirements which must be strictly observed in order to comply with BASEEFA certification. These detectors and base MUST be used with either a Zener Diode Barrier or a Galvanic Isolator, using suitable models as detailed in the system drawing overleaf. The Zener Diode Barrier or Galvanic Isolator should be installed according to the manufacturer's instructions.

Note

These products have been designed to:

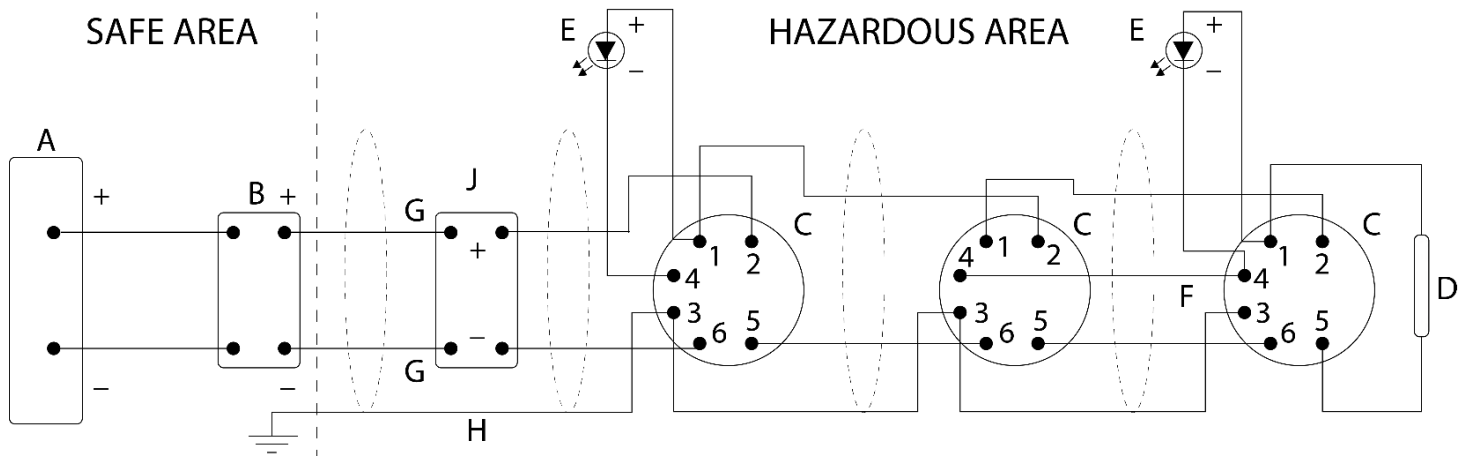
- Avoid physical injury or harm by direct or indirect contact
- Not produce surface temperatures of accessible parts or radiation which could cause danger
- Eliminate any non-electrical dangers
- Not give rise to dangerous conditions in the event of overload

Precautions

Hochiki smoke and heat detectors cannot be used to prevent a fire itself, they are intended only to detect certain characteristics of fire. When installing the detectors, check that the location of each one has been planned according to appropriate fire regulations and recommendations.

Hochiki detectors are suitable for indoor use only. A detector should not be installed in the following environmental conditions:

- Excessive ambient temperature.
- Where excessive condensation or moisture is present.
- Where corrosive gas or any other harmful agent is present.
- Where flammable dust or steam is present.
- Where obstructions are present which could impede the flow of air to the detector.
- Where mechanical stresses could affect the detector when fitted in accordance to these instructions.



Notes

1. The electrical circuit in the hazardous area must be capable of withstanding an a.c. test voltage of 500 volts to earth or frame of the equipment, for a period of one minute without breakdown.
2. The installation must comply with National requirements.
3. The system must be marked with a durable label which should appear on or adjacent to the principal item of electrical apparatus in the system or at the interface between the intrinsically safe and non-intrinsically safe circuits. This marking shall include the word SYST or SYSTEM, for example "System No. BAS Ex 98D2264" or "BAS No. Ex98D2264 SYST".

- A. Unspecified equipment except that no voltage shall exceed 250V with respect to earth.
 B. EITHER:

Any BASEEFA Certified shunt safety Zener Diode Barrier with the following parameters:

- 30V or less
- 200mA or less
- 1W or less

The barrier earth must be connected via a high integrity connection, using an insulated conductor equivalent to a 4mm² copper conductor, such that the impedance from the point of connection to the main power system earth is less than 1 ohm.

OR:

Any one channel from the following BASEEFA Certified Galvanic Isolators:

Type Number	Um=250V	I.S. Output	Certificate No.
P&F KFD0-CS-Ex1.51P	11-12	1-2	Ex96D2152
P&F KFD0-CS-Ex2.51P	11-12 or 9-8/10	1-2 or 4-5	Ex96D2152

Note

Earthing requirements as described above for Zener Diode Barriers, is not required with Galvanic Isolators.

- C. Up to 20 SLR-E-IS Intrinsically Safe Photoelectric Smoke Detectors complete with YBN-R/4 IS Bases, BASEEFA Certificate BAS01ATEX1281X

OR:

Up to 20 DCD-1E-IS Intrinsically Safe Heat Detectors complete with YBN-R/4 IS Bases, BASEEFA Certificate No BAS01ATEX1021X

OR:

A combination of each type to a maximum of 20 units.

- D. End-of-line resistor. The end-of-line resistor must have a body surface area of 230mm² or more.
- E. Optional Remote Indicator consisting of Light Emitting Diode (LED) only. The LED must have a surface area of 230mm² or more. The interconnecting cable to any Remote Indicator(s) is to be considered as part of the interconnecting cable described at G below.
- F. Optional interconnection for sharing a single Remote Indicator between any number of SLR-E-IS or DCD-1E-IS/YBN-R4/IS Detector/Base combinations as shown above. The terminal 4 in each base may be interconnected as shown at F above and a single Remote Indicator connected to any one such base. The interconnecting cable between any terminals 4 and the wiring to any Remote Indicator is to be considered as part of the interconnecting cable described at G below.
- G. Interconnecting cable having the following maximum parameters:

Group	Capacitance C μF	Inductance L mH	Inductance to Resistance ratio L/R μH/ohm
IIC	0.07	0.62	36
IIB	0.56	1.86	1456
IIA	1.82	4.96	286

- H. Optional cable screen. If used, this must only be connected to earth within the safe area and must be isolated from the electrical circuit and must be capable of withstanding an a.c. test voltage of 500 volts for a period of one minute without breakdown.
- I. Up to 20 optional devices, for example switches such as manual call points having appropriate BASEEFA Certification for use in the intended hazardous environment (Hochiki part no. CCP-IS) or otherwise classified as simple apparatus according to BS EN 60079-11:2012. Such devices may be fitted with a resistor in series with the switch and /or an end-of-line resistor as per D above. Where such a resistor is used it must have a body surface area of 230mm² or more (typical resistance 470 – 680 ohm).

EU DECLARATION OF PERFORMANCE

Issued in accordance with the ATEX Directive 2014/34/EU at sole responsibility of the manufacturer

This is to certify that in compliance with the Council Directive on Equipment and Protective Systems Intended for Use in Potentially Explosive Atmospheres (ATEX Directive) 2014/34/EU from 20 April 2016. This declaration applies to :

Declaration Number:	BAS01ATEX1281X	
Manufacture's Product:	Product Name	SLR-E-IS & SLR-E-IS(WHT)
	Intended Use	Intrinsically safe point smoke detector for fire detection
Produced by:	Hochiki Europe (UK) Limited Grosvenor Road, Gillingham Business Park Gillingham Kent, ME8 0SA UK	
Authorised representative:	Mr Shane Bartlett Compliance Manager	
Relevant Provisions	Intrinsic Safety to classification II G Ex ia IIC T5 (-20°C □ Ta □ +55 °C)	
Assessed by:	Baseefa Ltd, Rockhead Business Park, Staden Lane, Buxton, Derbyshire. Notified Body Number 1180 has performed type testing of the product, initial inspection of the manufacturing plant and of factory production control with continuous surveillance, assessment and evaluation of factory production control and issued following certificate of conformity: BAS01ATEX1021X	
EC Type Examination Certificate Number	BAS01ATEX1281X	
Declared Performance:	EN 60079-0:2012	Electrical apparatus for potentially explosive atmospheres. General requirements.
	EN 60079-11:2012	Electrical apparatus for potentially explosive atmospheres – Intrinsic safety 'i'
Limitations on Use	Used with YBN-R/4IS base.	

HOCHIKI EUROPE (UK) LIMITED

Grosvenor Road, Gillingham Business Park,
Gillingham, Kent, ME8 0SA, United Kingdom
Telephone: +44 (0)1634 260133
Facsimile: +44 (0)1634 260132
e-mail (UK Sales): sales@hochikieurope.com
e-mail (Non UK Sales): export@hochikieurope.com
www.hochikieurope.com

Reg. Address: 11 Raven Wharf, Lolase Street,
Butlers Wharf, London SE1 2LR
Registered in England no. 2639909
VAT no. GB 575 8188 03



I hereby declare that the equipment named above has been designed to comply with the relevant sections of the above referenced specifications.

Signed for and on behalf of the manufacturer:



Shane Bartlett
Compliance Manager

11th July 2017

Issued at Hochiki Europe (UK) Limited



The performance of the above mentioned products are in conformity with the performance and essential characteristics declared within this certificate. This declaration of performance is issued under the sole responsibility of Hochiki Europe (UK) Ltd.

This certificate will remain valid as long as the test methods and/or factory production control requirements included in harmonized standard, used to assess performance of the declared characteristics, do not change, and the product, and the manufacturing conditions are not modified significantly.

THIS DOCUMENT IS TO BE RETAINED FOR LEGAL PURPOSES

HOCHIKI EUROPE (UK) LIMITED

Grosvenor Road, Gillingham Business Park,
Gillingham, Kent, ME8 0SA, United Kingdom
Telephone: +44 (0)1634 260133
Facsimile: +44 (0)1634 260132
e-mail (UK Sales): sales@hochikieurope.com
e-mail (Non UK Sales): export@hochikieurope.com
www.hochikieurope.com

Reg. Address: 11 Raven Wharf, Laboe Street,
Butlers Wharf, London SE1 2LR
Registered in England no. 2639989
VAT no. GB 373 8188 83



EU DECLARATION OF PERFORMANCE

Issued in accordance with the ATEX Directive 2014/34/EU at sole responsibility of the manufacturer

This is to certify that in compliance with the Council Directive on Equipment and Protective Systems Intended for Use in Potentially Explosive Atmospheres (ATEX Directive) 2014/34/EU from 20 April 2016. This declaration applies to :

Declaration Number:	BAS01ATEX1021X	
Manufacturer's Product:	Product Name	DCD-1E-IS & DCD-1E-IS(WHT)
	Intended Use	Intrinsically safe point heat detector for fire detection
Produced by:	Hochiki Corporation 10-43 Kamiosaki 2-Chome Shinagawa-ku Tokyo 141 Japan	
Authorised representative:	Mr Shane Bartlett Compliance Manager	
Relevant Provisions	Intrinsic Safety to classification II I G Ex ia IIC T5 (-20°C ≤ Ta ≤ +55 °C)	
Assessed by:	Baseefa Ltd, Rockhead Business Park, Staden Lane, Buxton, Derbyshire. Notified Body Number 1180 has performed type testing of the product, initial inspection of the manufacturing plant and of factory production control with continuous surveillance, assessment and evaluation of factory production control and issued following certificate of conformity: BAS01ATEX1021X	
EC Type Examination Certificate Number	BAS01ATEX1021X	
Declared Performance:	EN 60079-0:2012	Electrical apparatus for potentially explosive atmospheres. General requirements.
	EN 60079-11:2012	Electrical apparatus for potentially explosive atmospheres – Intrinsic safety 'i'
Limitations on Use	Used with YBN-R/4IS base.	

HOCHIKI EUROPE (UK) LIMITED

Grosvenor Road, Gillingham Business Park,
Gillingham, Kent, ME8 0SA, United Kingdom
Telephone: +44 (0)1634 260133
Facsimile: +44 (0)1634 260132
e-mail (UK Sales): sales@hochikieurope.com
e-mail (Non UK Sales): export@hochikieurope.com
www.hochikieurope.com

Reg. Address: 11 Raven Wharf, Lalore Street,
Butlers Wharf, London SE1 2LR
Registered in England no. 2639909
VAT no. GB 573 8168 03



I hereby declare that the equipment named above has been designed to comply with the relevant sections of the above referenced specifications.


Signed for and on behalf of the manufacturer:



Shane Bartlett
Compliance Manager

11th July 2017

Issued at Hochiki Europe (UK) Limited

	<p>The performance of the above mentioned products are in conformity with the performance and essential characteristics declared within this certificate. This declaration of performance is issued under the sole responsibility of Hochiki Europe (UK) Ltd.</p> <p>This certificate will remain valid as long as the test methods and/or factory production control requirements included in harmonized standard, used to assess performance of the declared characteristics, do not change, and the product, and the manufacturing conditions are not modified significantly.</p>
---	--

THIS DOCUMENT IS TO BE RETAINED FOR LEGAL PURPOSES

HOCHIKI EUROPE (UK) LIMITED

Grosvenor Road, Gillingham Business Park,
Gillingham, Kent, ME8 0SA, United Kingdom
Telephone: +44 (0)1634 260133
Facsimile: +44 (0)1634 260132
e-mail (UK Sales): sales@hochikieurope.com
e-mail (Non UK Sales): export@hochikieurope.com
www.hochikieurope.com

Reg. Address: 11 Raven Wharf, Latone Street,
Butlers Wharf, London SE1 2LR
Registered in England no. 2639909
VAT no. GB 573 8188 03



Certain actions can cause permanent damage to the detector. If the detector is subjected to any of the following it should not be used:

- ❑ Dis-assembly and re-assembly, apart from chamber replacement in the case of photoelectric smoke detectors (the detectors cannot be repaired and must be replaced in their entirety).
- ❑ Impact or shock.
- ❑ Suspected damage following a fire.
- ❑ In the case of heat detectors, touching the thermistor element.

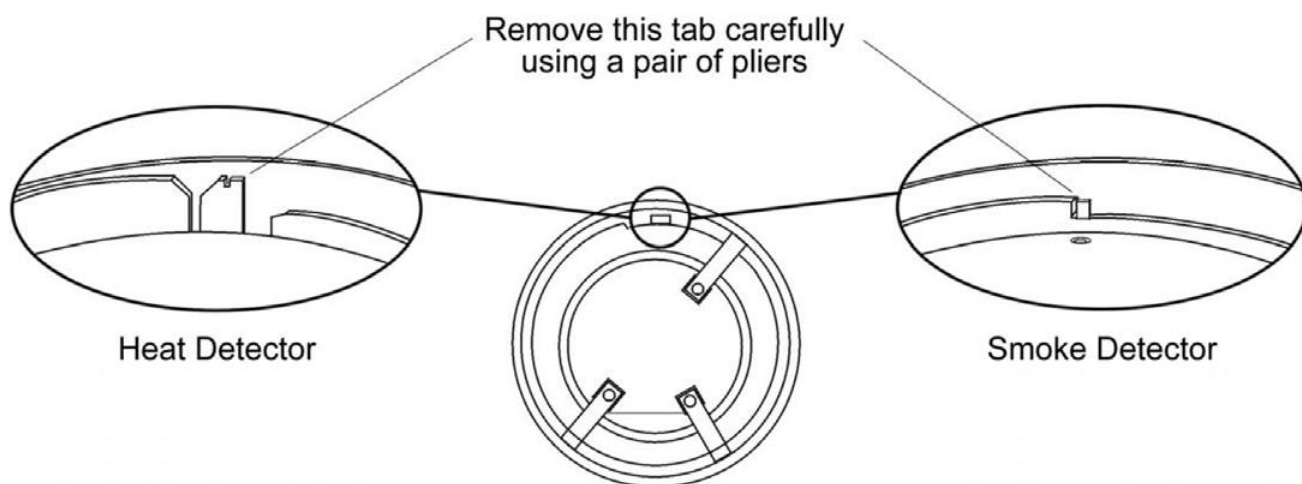
These detectors must be subject to periodic maintenance during regular service visits. This period should be outlined in the appropriate standards or recommendations. If there are no such standards existing, Hochiki recommend that the minimum period of maintenance should be 1 year and that the following should be taken into account:

- ❑ A regular operation test should be performed using suitable test equipment (certain types of test equipment should not be used in flammable/combustible atmospheres).
- ❑ A visual check for staining and mechanical damage should be made.

A magnetic test facility is incorporated into both detectors which can be operated using a suitable magnet.

A dust cover is included with these detectors to prevent contamination during installation and prior to commissioning. The dust cover must be removed for the detectors to operate.

The detectors can be locked on to the base by removing a plastic lug on the underside, please refer to the diagram below. The locked detector can then only be removed by using a special removal tool which is available from Hochiki Europe (UK) Ltd (part number TSC-A100/ALG).



CE	DCD-1E-IS	0832-CPR-F2310	05	EN54-5 Point type heat detectors
	SLR-E-IS	0832-CPR-F2415	18	EN54-7 Point type smoke detectors
	SLR-E-IS(WHT)	0832-CPR-F2415	18	

Please note: SLR sensors that require VdS certification are not approved for activating of extinguishing systems.



Hochiki Europe (UK) Ltd
 Grosvenor Road, Gillingham Business Park,
 Gillingham, Kent, ME8 0SA,
 United Kingdom
 Telephone: +44(0)1634 260133
 Facsimile: +44(0)1634 260132
 Email: sales@hochikieurope.com
 Web: www.hochikieurope.com

Hochiki Europe (UK) Ltd. reserves the right to alter the specification of its products from time to time without notice. Although every effort has been made to ensure the accuracy of the information contained within this document it is not warranted or represented by Hochiki Europe (UK) Ltd. to be a complete and up-to-date description. Please check our web site for the latest version of this document.